

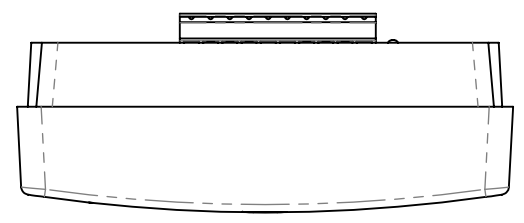
4

3

2

1

REVISIONS				
ZONE	REV.	DESCRIPTION	DATE	APPROVED



1.325
[33.7]

1.813
[46.0]

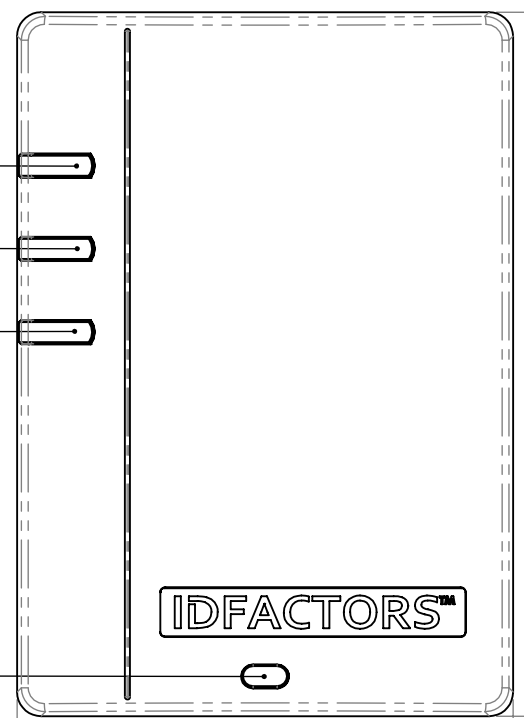
Ø0.156
[4.0]
#6 SCREWS



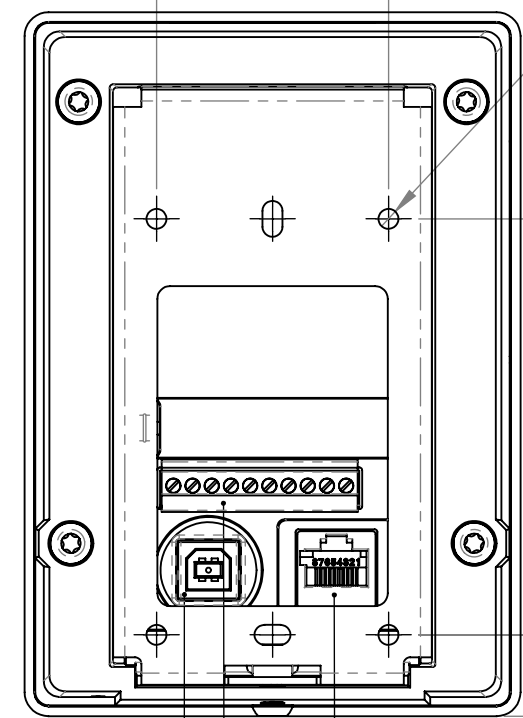
B

B

ACCESS DENIED
SECURE COMMUNICATION
ACCESS GRANTED



5.500
[139.7]



3.250
[82.6]

0.64
[16.1]

USB TYPE B
RJ-45

TERMINAL BLOCK

TAMPER PROOF SCREW

3.875
[98.4]

IDFACTORS™

PROXIMITY SENSOR

MOUNTING DIMENSIONS

(SINGLE GANG & DUAL GANG MOUNTING)

A

A

PROPRIETARY AND CONFIDENTIAL
THE INFORMATION CONTAINED IN THIS DRAWING IS THE SOLE PROPERTY OF <INSERT COMPANY NAME HERE>. ANY REPRODUCTION IN PART OR AS A WHOLE WITHOUT THE WRITTEN PERMISSION OF <INSERT COMPANY NAME HERE> IS PROHIBITED.

UNLESS OTHERWISE SPECIFIED:		NAME	DATE
DIMENSIONS ARE IN INCHES		DRAWN	JBM 10/28/22
TOLERANCES:		CHECKED	
FRACTIONAL ±		ENG APPR.	
ANGULAR: MACH ± BEND ±		MFG APPR.	
TWO PLACE DECIMAL ±		Q.A.	
THREE PLACE DECIMAL ±		COMMENTS:	
INTERPRET GEOMETRIC TOLERANCING PER:	MATERIAL		
FINISH			
NEXT ASSY	USED ON		
APPLICATION	DO NOT SCALE DRAWING		



TITLE:
**ND1F
CONTACTLESS READER**

SIZE DWG. NO. REV
B #73-01-3001 8B

SCALE: 1:1.5 WEIGHT: SHEET 1 OF 1

4

3

2